

HOLDMOR ®

Modular Shelving Units


Product Overview

April 2009

Manufactured under license by
Boland Timber Merchants (Pty) Ltd

Private & Confidential





Contents

- Overview
- Uses
- Specification
- Sizes
- Considerations
- Conclusion

Private & Confidential





Overview

- The HOLMOR System consist of vertical support frames and adjustable shelves
- The HOLDMOR System arrives on site in complete *knock-down* form, and are easy to assemble



Private & Confidential





General Uses

- Storage Shelving
- Built-in Wardrobes
- Mezzanine Floors
- Room Dividers
- Counter Units
- Pigeon hole units
- Rifle and pistol racks
- Hanging file units



Private & Confidential




General Uses





Private & Confidential





Uses – Schools & Institutions

- Laboratory units
- Library shelving
- Classroom cupboards
- Display Units



Private & Confidential





Specification

Vertical Support Frames

- Either open or panelled with 3,2mm Hardboard or 4mm Pine Plywood
- Stiles and rails are 41 X 32mm laminated S.A. pine
- Stiles are drilled at 50mm intervals to receive the steel support-pins on which the steel angle-brackets of the shelves rest
- All timber edges are Arris-rounded



Private & Confidential



Specification *(Continued)*


Shelves:

- 21mm Laminated S.A. Pine with corner-notches to accommodate frames
- Galvanized mild steel angle brackets at each end which locate onto support-pins in frames
- Front and back edges are Arris-rounded



Private & Confidential





Specification *(Continued)*

Back panels


- 3.2mm Hardboard or 4mm Pine Plywood

Skirtings

- 79mm X 21mm S.A. Pine, fitting below bottom shelves and between frames

Private & Confidential





Specification *(Continued)*

Worktops


- Are either Formica, Laminated S.A. Pine or Laminated hardwood
- All exposed edges are Formica-edged or Arris-rounded

Doors

- Finished in exotic Hardwood or Plastic Veneers

Private & Confidential





Specification *(Continued)*


Timber and Finish

- S.A. Pine is select-grade grown in Cape Forests
- All surfaces are smooth sanded



Private & Confidential





Standard Sizes

Frames:

- **Heights:** 1200mm, 1800mm, 2100mm
- **Depths:** 300mm, 450mm, 600mm


Shelves:

- **Lengths:** 900mm (C-C dimension of support frames)
- **Widths:** As for Frames

***Non-standard sizes available on request**

Private & Confidential





Considerations


- A full range of matching accessories can be added, e.g.
 - Lockable doors
 - Back panels
 - Skirtings
 - Worktops
 - Inter-shelf divisions
 - Drawers, etc.

Private & Confidential






Conclusion



Private & Confidential





Conclusion



Private & Confidential

